

Series PL directly operated solenoid valves

New

3/2-way NC. These solenoid valves can be mounted on a single base (with M5 ports) as well as on manifolds (with M5 ports or cartridge ø 3 and 4).



Note: all Series PL 3-way solenoid valves are basically in DC.
To operate in AC at the same target voltage, the valves need to use the connector Mod. 125-900.

Series PL directly operated mini-solenoid valves are available in the NC version and can be mounted on single bases or on manifolds.

GENERAL DATA

TECHNICAL FEATURES

Function	3/2 NC
Operation	direct acting poppet type
Pneumatic connections	on subbase by means of M3 screws
Nominal diameter	1.5 mm
Nominal flow	35 Nl/min (air @ 6 bar ΔP 1 bar)
Kv (l/min)	0.54
Operating pressure	-0.9 ÷ 3 ... 8 bar
Operating temperature	0 ÷ +50°C
Media	filtered air, class 5.4.4 according to ISO 8573-1 (max oil viscosity 32 cSt), inert gas
Response time	ON <10 msec - OFF <15 msec
Installation	in any position

MATERIALS IN CONTACT WITH THE MEDIUM

Body	PBT technopolymer
Seals	FKM, NBR
Internal parts	stainless steel, NBR

ELECTRICAL FEATURES

Voltage	24 V DC - 12 V DC - other voltages on demand
Voltage tolerance	±10%
Power consumption	2.7 W
Duty cycle	ED 100%
Electrical connection	DIN 43650 connector, (C Shape), 9.4 mm
Protection class	IP65 with connector

Special versions available on demand

CODING EXAMPLE

PL	0	00	-	3	0	3	-	PL	2	3
----	---	----	---	---	---	---	---	----	---	---

PL	SERIES
0	BODY DESIGN: 0 = single sub-base (M5 only) or interface 1 = single manifold 2 = double sided manifold
00	NUMBER OF POSITIONS: 00 = interface 01 = single base (M5 only) 02 + 99 = manifold number of positions
3	NUMBER OF WAYS - FUNCTIONS: 0 = manifold or single base 3 = 3-way NC 5 = 3-way NC electric part revolved by 180°
0	VALVE PORTS: 0 = interface (for single valve only)
	MANIFOLD PORTS: 2 = M5 side port 3 = ø 3 tube side port 4 = ø 4 tube side port 6 = M5 rear ports 7 = ø 3 tube rear ports 8 = ø 4 tube rear ports
3	NOMINAL DIAMETER 3 = ø 1,5 6 = ø 1,5 NC (for use with vacuum)
PL	MATERIALS: PL = technopolymer PBT body, FKM poppet seal, other seals in NBR
2	ELECTRICAL CONNECTION: 2 = 2 faston pitch 9,4
3	SOLENOID VOLTAGE: 2 = 12V DC 3 = 24V DC

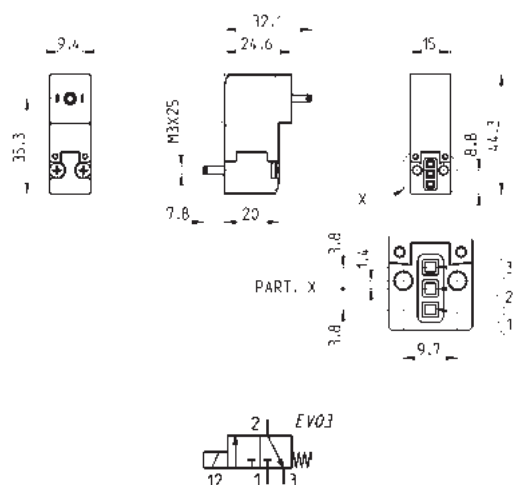
2

CONTROL

3/2-way NC solenoid valve



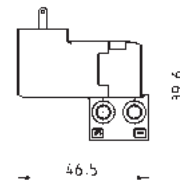
Supplied with:
1x interface seal
2x screws



Mod.	Orifice Ø (mm)	Qn (l/min)	Pressure min-max (bar)
PL000-303-PL23	1.5	35	3 ÷ 8
PL000-503-PL23	1.5	35	3 ÷ 8
PL000-306-PL23	1.5	24 *	-0.9 ÷ 3
PL000-506-PL23	1.5	24 *	-0.9 ÷ 3

* flow measurement at 3 bar $\Delta P1$

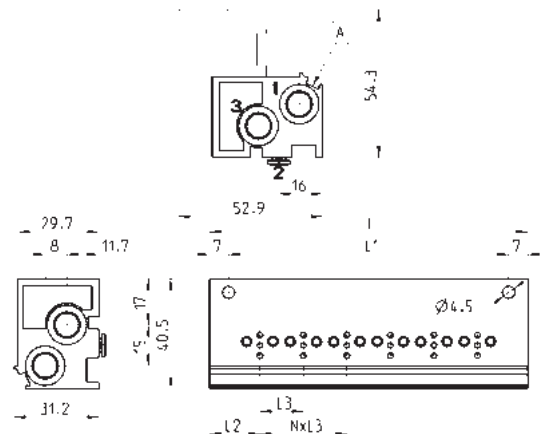
Single sub-base



Mod.

P001-02

Single manifold with rear outlets



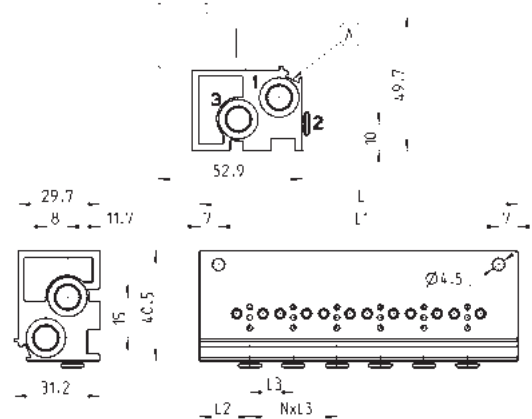
Mod.	Nr valves	L	L1	L2	L3	1 (P)	3 (R)
P102-0*	2	53	39	18,5	16	G1/8	G1/8
P103-0*	3	69	55	18,5	16	G1/8	G1/8
P104-0*	4	85	71	18,5	16	G1/8	G1/8
P105-0*	5	101	87	18,5	16	G1/8	G1/8
P106-0*	6	117	103	18,5	16	G1/8	G1/8

* = see the type of PORTS in the CODING EXAMPLE TABLE.

A = groove for electric connection identification

Single manifold with front outlets

This manifold is arranged to be fixed through DIN 46277/3 guide together with the accessory PCF-E520.



Mod.	Nr valves	L	L1	L2	L3	1 (P)	3 (R)
P102-0*	2	53	39	18,5	16	G1/8	G1/8
P103-0*	3	69	55	18,5	16	G1/8	G1/8
P104-0*	4	85	71	18,5	16	G1/8	G1/8
P105-0*	5	101	87	18,5	16	G1/8	G1/8
P106-0*	6	117	103	18,5	16	G1/8	G1/8

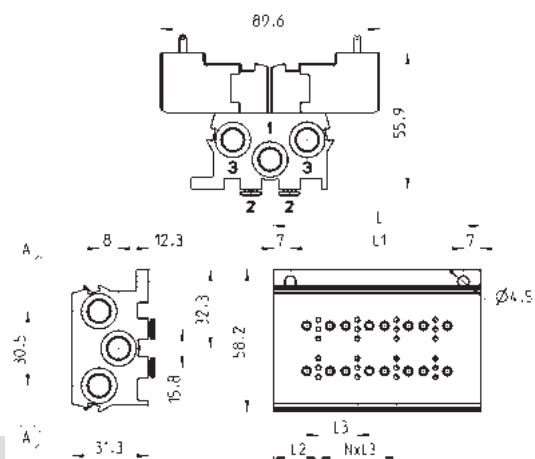
* = see the type of PORTS in the CODING EXAMPLE TABLE.

A = groove for electric connection identification

Double sided manifold with rear outlets



Mod.	Nr valves	L	L1	L2	L3	1 (P)	3 (R)
P204-0*	4	53	39	18,5	16	G1/8	G1/8
P206-0*	6	69	55	18,5	16	G1/8	G1/8
P208-0*	8	85	71	18,5	16	G1/8	G1/8
P210-0*	10	101	87	18,5	16	G1/8	G1/8
P212-0*	12	117	103	18,5	16	G1/8	G1/8



* = see the type of PORTS in the CODING EXAMPLE TABLE.

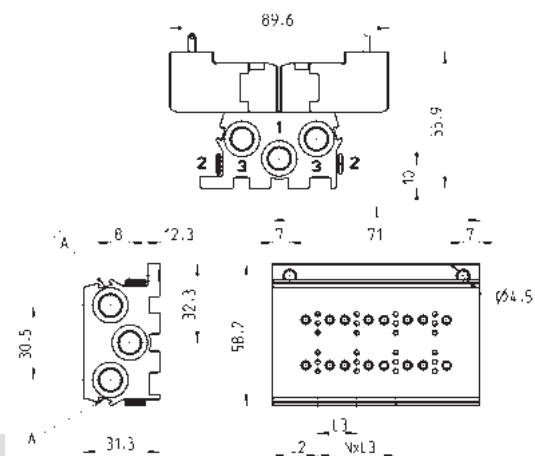
A = groove for electric connection identification

Double sided manifold with front outlets

This manifold is arranged to be fixed through DIN 46277/3 guide together with the accessory PCF-E520.



Mod.	Nr valves	L	L1	L2	L3	1 (P)	3 (R)
P204-0*	4	53	39	18,5	16	G1/8	G1/8
P206-0*	6	69	55	18,5	16	G1/8	G1/8
P208-0*	8	85	71	18,5	16	G1/8	G1/8
P210-0*	10	101	87	18,5	16	G1/8	G1/8
P212-0*	12	117	103	18,5	16	G1/8	G1/8

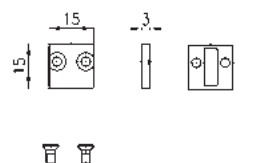


* = see the type of PORTS in the CODING EXAMPLE TABLE.

A = groove for electric connection identification

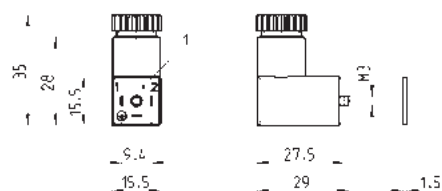
Excluder tap

Supplied with:
1x excluder tap
1x interface seal
2x screws



Mod.
P000-TP

Connector Mod. 125-... DIN 43650 pitch 9.4 mm

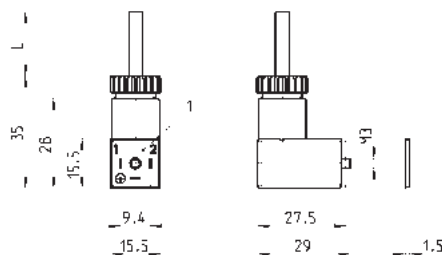


Mod.	description	colour	working voltage	cable holding	tightening torque
125-601	connector, diode + Led	transparent	10/50 V DC	PG7	0.3 Nm
125-701	connector, varistor + Led	transparent	24 V AC/DC	PG7	0.3 Nm
125-800	connector, without electronics	black	-	PG7	0.3 Nm

1 = 90° adjustable connector

Connector Mod. 125-... DIN 43650 pitch 9.4 mm with cable

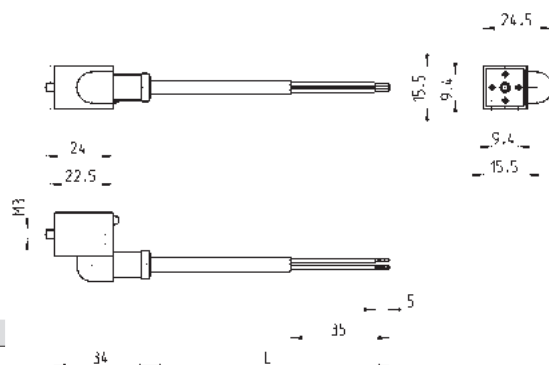
The internal rectifier circuit of the connector
Mod. 125-900 allows to use solenoid valves with different AC voltage, even if the voltage indicated on the solenoid valve is DC.



Mod.	description	colour	working voltage	cable length [L]	cable holding	tightening torque
125-501-2	moulded cable with diode + Led	black	10/50 V DC	2000 mm	-	0.3 Nm
125-550-1	moulded cable, without electronics	black	-	1000 mm	-	0.3 Nm
125-601-2	pre-wired cable, diode + Led	transparent	10/50 V DC	2000 mm	PG7	0.3 Nm
125-571-3	moulded cable, varistor + Led	black	24 V AC/DC	3000 mm	-	0.3 Nm
125-900	pre-wired cable with voltage rectifier	black	6 V - 110 V AC/DC	2000 mm	PG7	0.3 Nm

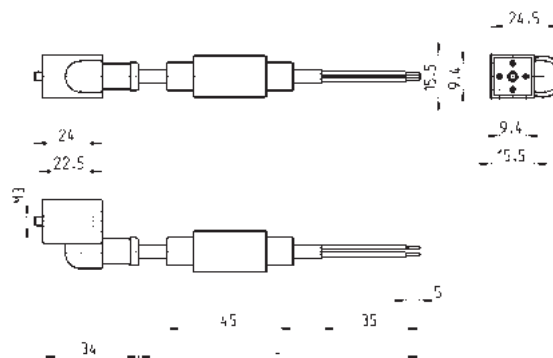
1 = 90° adjustable connector

In-line connectors with cable



Mod.	description	colour	working voltage	cable length [L]	cable holding	tightening torque
125-503-2	in-line moulded cable, with diode + Led	black	24 V DC	2000 mm	-	0.3 Nm
125-503-5	in-line moulded cable, with diode + Led	black	24 V DC	5000 mm	-	0.3 Nm
125-553-2	in-line moulded cable, without electronics	black	-	2000 mm	-	0.3 Nm
125-553-5	in-line moulded cable, without electronics	black	-	5000 mm	-	0.3 Nm

In-line connectors with bridge rectifier



Mod.	description	colour	working voltage	cable length [L]	cable holding	tightening torque
125-903-2	in-line moulded cable with voltage rectifier	black	6 V - 230 V AC/DC	2000 mm	-	0.3 Nm
125-903-5	in-line moulded cable with voltage rectifier	black	6 V - 230 V AC/DC	5000 mm	-	0.3 Nm